



## Strokes

“Strokes” is a golf scoring and betting app for Android phones or tablets. It calculates golf scores, golf bets, and player payoffs during your round. It features fast one touch score entry to make it hassle free to use during play, and instant access to the status of each player and bet. Features include:

1. *Calculates most common golf bets including Individual, group or team bets.*
2. *Many bet and payoff options.*
3. *Uses player handicaps from 0 to 100%. Can adjust handicaps for course slope.*
4. *Provides hole by hole status of each bet.*
5. *Allows presses and automatic presses.*
6. *Displays complete player payoff information, totals and per bet.*
7. *Calculates player handicaps (minimum 5 rounds required).*

### Setup and Use

The apps main screen displays three tabs across the top representing the main areas of the program, Home, Scores, and Bets.

#### **Set Up.**

Before taking it to the course you should create players and courses.

**Player Set Up:** From the Home tab, press “Menu/Players/New Player “. Enter the player name, initials, and handicap index.

**Course set up:** Make sure you have a scorecard from the course. It takes less than two minutes to set up a new course.

1. From the Home tab “Menu/Courses/New Course”.
2. Enter the course name and tees. (i.e. Pebble Beach”, “Blue”). Enter the course rating and slope. (If your course doesn’t have a slope, you should enter 113)
3. On the next screen enter the pars for each hole. Shortcut buttons on the bottom will enter the par and advance to the next hole.
4. On the final screen enter the handicap for each hole. Shortcut keys enter the handicap and advance to the next hole. Note: once used the shortcut key is disabled to prevent you from accidentally using a handicap twice. If you need to start over, press “Reset”.

**Note:** Changing the Tees of an existing course actually creates a new course. If you need to set up “Pebble Beach: White” at this point Edit Pebble Beach Blue (“Menu/Courses/Edit a Course”), change the tee color, slope, and rating, save and your done.

## Play golf!

1. From the Home tab "Menu/Rounds/Start a new Round. Change the date if necessary. If you are playing the back nine first, select this option. Press Next.
2. Select the course..
3. Select the players from the list of players. Press OK and the scorecard will be displayed for your new round. You can have up to six players per group, and you can create multiple groups for the same round for a tournament type setting. See section on multiple group rounds below for more information.

### Enter Scores

From the Scores tab Press "Scores" Button. Use the shortcut buttons or keyboard to enter the score for each player. Note. The hole you are entering will automatically advance to the correct hole. If you need to re-enter scores for a different hole, change the hole number at the top and re-enter the scores.

Front, back and round totals are calculated each time you enter scores. Scroll the scorecard as necessary to see totals. On the card, less than par is displayed in red, pars in blue, and higher in black. You can toggle between showing net scores (using handicaps) with the Net button.

And now for the fun part; let's bet!

## Bets

### Individual Bets

- **Stroke Play:** *This bet has a Nassau option and payoffs can be per bet or per stroke*
- **Match Play:** *This bet has a Nassau option and payoffs can be per bet or per point*
- **Nassau:** *Standard match play Nassau. All Nassau bets allow variable bet and press amounts per side if desired.*
- **7 Ways:** *This is a variation of the standard Nassau match play bet. A "way" is the base bet amount. The front and back are each worth 2 ways and the 18 is worth 3 ways. Presses are valued at 1 way. So a \$1 7 way bet would be \$2 wagered on the front, \$2 on the back, and \$3 on the round, with any presses valued at \$1 each. You can optionally set your own variable bet and press amounts if you want to.*
- **SideBets:** *(individual or group) See Below*

### Group Bets

- **Skins:** *With or without carryovers. Payoff can be per skin (default) or per bet. For per bet payoffs Pay to First Place Only and 2 tie all Tie options available.*
- **Low Net:** *Group Stroke Play with Pay to First Place Only and 2 Tie all Tie options available.*

- **Wolf:** Wolf can be a 3 to 5 man group Wolf bet. Wolf teams must be entered after entering scores for each hole. There is also an increment option that can be used to double, triple etc. the value of each hole depending on how you play. (Many groups double the value for lone wolf etc.)
- **Bingo Bango Bongo:** You are prompted to enter the winners after entering scores.
- **Points Bet:** Points is a catch all for all of those bets where players are awarded points for different criteria during a round. Similar to side bets, but you are prompted to enter points after entering scores on each hole. Points are a better alternative to side bets when they occur frequently or on every hole. The Umbrella Bet is an example of a bet you could use for this. Points can be plus or minus, and you can enter fractional points if players share a point. For example: GIR is worth 1 point, birdie is 2 points, double bogie is -1 point, a 3-putt is -1 point, etc. Points can be for whatever you decide. Total points for each player are multiplied by the value to determine wins or losses. You can optionally enter a fixed amount of points to be entered for First Place, Second Place, etc. Tied players will share points. These amounts will be filled in for you before prompting you to enter points, and you can adjust if necessary to include other criteria.
- **Stableford:** Points bet with Stableford scoring
- **Win Place Show:** A points bet where points are awarded for best score, second best, third etc. You can edit the point values to your preference, and there can be values entered for up to six places (or the number of players in the bet). Tied players will share points.

Because Wolf Bet, Bingo Bango Bongo and Points cannot be completely calculated from scores, each requires prompting for additional information after entering hole scores. For that reason only one of each can be created in a round.

### **Team Bets**

- **Sixes:** (aka Round Robin, Hollywood, Carts- Others- Drivers) Sixes is team Match Play where players rotate teams for six holes each. Each player plays with every other player as a teammate. Options are the same as in Fourball. When a Sixes bet is created the six hole teams are randomly created. If you have a preferred method of ordering teams you can change the team order manually after the bet is created. Press the Button for the Sixes bet after it is created. Press the Teams button. Move teams around as necessary to get the order you want.
- **Fourball:** This bet can be either Stroke or Match Play, and has a Nassau Option. For Match Play scoring can be Best Ball, Hi Low, or Total Strokes. Payoff can be per point or per bet. For Stroke Play payoff can be per stroke or per bet, and only Best Ball or Totals are available as scoring options.
- **7 Ways:** Like a Fourball Nassau Match with bet amounts similar to 7 ways individual bet above.
- **Las Vegas:** A team stroke play bet that can get very expensive if payoff is per stroke. Team scores are formed by stringing together the low ball and high ball to make a number. If the low player makes 4 and the high player makes 5, their team score is 45. If the high ball exceeds 10, one is carried to the low ball, so scores of 4 and 11 become a 51. If the low ball exceeds 10, things are handled normally, so a 10 and an 11 become 111.

## **Bet Options**

Most bets have many options available that affect scoring or payoff calculations. These are some of the common options that will affect how bets and payoffs are calculated. Specific bets may also have their own custom options.

1. **Payoff Type:** *You can choose whether the bet amount is for the entire bet, or per point (match play), or per stroke (stroke play). For Skins, Wolf, Stableford, or the Points bet you can also specify to payout as a "pot bet". On a pot bet the payoff is per point, but the amount entered is how much each player in the bet contributes to the pot. The value of each point is the total pot value divided by the total number of points won- so the amount becomes less each time a point is won, and total player losses are limited to the pot contribution amount.*
2. **Use Handicaps:** *You can select, on each bet, whether to use handicaps and alternately specify a percentage of handicaps to use. You can choose whether handicaps are adjusted for course slope. You can manually enter handicap stroke amounts if desired.*
3. **Nassau:** *Many bets have a "Nassau" option, creating a three part bet front, back, and eighteen. All Nassau bets allow variable bet and press amounts per side if desired.*
4. **Auto Press:** *Bets are automatically pressed when down by the number you designate. On Nassau bets you can optionally apply this only to the front and back nines*
5. **First Place Only:** *On a group bet means each player will only pay the overall winner. Otherwise each player will pay every player with a better score. If you play a group Low Net bet where the one player with the best net score is the only winner, you would set it up as "Per Bet" payoff with "First Place Only".*
6. **Two Tie All Tie:** *is an additional wrinkle on group bets that only applies if you also select the First Place Only option. If two players tie with the best score on the bet, nobody pays anybody. You have to be the outright winner to collect.*
7. **Best Ball:** *On team bets, only the best score from each team is used to award one point maximum per hole.*
8. **Hi-Low:** *On team bets, the best scores are compared for a point as in Best Ball. The other two scores (Hi ball) are also compared for a possible point, so up to two points can be won on each hole. This option keeps everybody in the bet.*
9. **Totals:** *On team bets, the total strokes for each team are added together to determine the winning team.*

**Playing from different tees:** *If some players will play from different tees, select this option when you start a new round. After the players are selected you will be prompted to adjust player slope and tees ratings as necessary. These settings will then be used in calculating strokes on all bets. You can also access this screen by pressing any player button on the scorecard, and then pressing the "Playing Tees..." button.*

## **Side Bets**

Side bets are any bets between players not tracked by the score (Greenie, Sandie, etc.). You can enter these so the money is included in payout information. From the Bets tab, Press “New Bet” and then press “Side Bets” to enter a side bet. There is also a convenience button for Side Bets on the Score tab since these are usually entered throughout the round. You can define two custom side bet descriptions in settings.

For a side bet you record the winner(s) and loser(s), the hole it occurred on, the amount, and the type of side bet (Birdie, Sandie, Greenie, Closest, Putt, Other).

1. You can have more than one winner and/or loser when you enter a side bet. Each loser pays each winner.
2. Assuming the players and amount is the same; you can select more than one type of side bet to create multiple side bets at one time. (Player 1 and 2 both had a birdie and sandie against players 3 and 4, both are for the same amount, same hole, so you can enter these as one bet (two will be created)).
3. To delete a side bet, from the Bets tab press the Side Bets Button. Check the bet(s) to delete and press the Delete button.

### **Presses:**

Individual and team bets can be pressed.

1. From the Bet tab press the Press button.
2. Verify the hole number at the top is the correct start hole for the press. Adjust if necessary. The status of each bet at the start of that hole is displayed
3. Select the bet or bets to create a press on, and press the “Press” button.
4. If a bet is already pressed for the hole it appears in red.

If you make a mistake in entering a press you can delete it. The procedure is the same as creating a press except select the press then press the “Delete” button. The app does not enforce any rules as to when you are allowed to press (i.e. 2down etc.) so verify that whatever stipulations you normally use are met before creating a press.

### **Set up a new bet.**

1. From the Bets tab, Press “New Bet”. Press the bet you wish to create.
2. Select the players or teams for the bet. Press Next.
3. Choose from the various bet options including the “Nassau” option and handicapping options. Press Next.
4. Set the bet amount, and choose the various payoff options for that bet. You can also set variable Nassau and press amounts if desired. Press Create Bet.

*If you select more than two players for an individual bet, a “wheel” will be created where each player has the same bet versus every other selected player.*

*The bet amount on team bets is considered to be per-player. If you lose a \$10.00 team bet you will owe \$10.00 to each player on the other team.*

## **Bet Results**

The bet tab shows the current status of each bet including any presses. You can press the button for an individual bet to get a detailed breakdown of that bet. The Bet detail screen shows the options in effect for the bet as well as a hole by hole breakdown of net scores and status of the bet.

For each hole a score shown in red indicates a best ball winner for that hole. (Blue indicates a Hi Ball winner in Hi-Low scoring for team bets). If a player got a handicap stroke on a hole the score is underlined and shows the net score.

Note: you can also delete the bet you are viewing on this screen.

## **Payoffs:**

Press the “Payoff” button from the bet tab to view the total payoff for each player. This screen shows player vs player total payoffs, and each players total won or lost amount. Press the button for any player combination to see a per bet breakdown of the payoff amounts. Payoffs signs are always shown with respect to the first player. For example P1 vs P2 is shown as +\$5.00 if P2 owes P1 and -\$5.00 if P1 owes P2.

## **Other Options (Home/Options)**

1. You can change the default bet amount and increment.
2. You can change whether course slope adjustment is on by default.
3. Press the Backup or Restore button for backup features. You can choose to automatically have courses and players backed up to your external memory card. You can press Backup to have all data including rounds to be backed up immediately. If you change phones and re-install the app, you can recover all of your data. The data is stored in a folder named “Strokes” in the root of your SD card. Copy that data to the new phone in the same location to recover it by using restore.

## **Mail Round Results**

You can e-mail the complete round results including payoffs and bet detail. From the Scores tab, press your phone menu button and select “Mail Round”.

## **Calculate Handicaps**

Once a minimum of five rounds have been entered for a player, you can calculate the player’s handicap. From the home tab press Players/Calculate Handicap. The USGA formula is used to calculate the handicap based on the rounds for that player entered into Strokes. This is not an official handicap, but a good way to calculate one for a player who doesn’t have one.

## **Additional Notes**

1. If a player's handicap is wrong when you start a round, you can change it. Press the player's button from the scores tab.
2. You can create bets at any time during the round, even if you have already entered scores. They will be automatically calculated starting with the first hole.
3. Charge your battery before, and turn screen brightness to the highest setting during your round so you'll be able to see the screens.
4. It's going to annoy your playing partners if you try to use this for the first time on the course. Trust me. Give it a few minutes practice first so you'll know where things are at. If you happen to have a scorecard from an old round, set up the course, players, and enter the round. Set up the bets and review the bet detail and payoff screens. Keep in mind the idea is for this to be much less of a hassle than trying to manage all of those bets by hand.
5. The default bet amount and increment is \$1.00. You can change it from the Options screen available from the home tab. You can also change whether "adjust for slope" is turned on by default for bets. If your handicap system does not use slope, you should turn this off.
6. The bigger your screen the better you will be able to see on a bright sunny golf course. Try a larger font size in android settings if your device is hard to see in bright sun.
7. Finally, calculating bets by hand during a round slows the pace of play, and it's too easy to make errors while you're really trying to concentrate on golf, not accounting. Our goal is that this app will end that hassle. I would appreciate any feedback you may have that could improve the program. If you have any suggestions for additional bets or bet options we could include, please let us know. Send any comments or suggestions to [support@classmategrading.com](mailto:support@classmategrading.com)
8. Enjoy!

## **Multiple Group Rounds**

You can have multiple groups of players set up in the same round to track scores and bets for all players. A "group" will usually be players who play together, so will normally be no more than 4 or 5 players (although you can create groups with a maximum of 6). For rounds with multiple groups you can have bets that span groups or are between players in different groups.

1. When starting a new round, check "Allow multiple player groups" from the options screen.
2. When adding players, select the players in your group first, press OK. You will be prompted on whether you want to add additional groups. Continue until all groups and players are added. You can have a maximum of 18 groups.
3. When entering scores groups are presented in order. During the round you will probably only enter scores for your group, and enter other groups after the round. Press Scores then Next Group to move through the groups of players. You can then use Previous and Next buttons to scan through the holes and enter all scores for a group before moving on to the next.

The maximum number of groups is 18, so you could theoretically have up to 108 players. The practical limit may be less depending on your device. Certainly 20 or 30 total players with a typical bet load should not cause problems on most devices. The more players and bets, the more you may see calculations start to slow down. Trial and error will show you the maximum you can expect before performance is unacceptable. We have tested with 30 players and over 300 bets with no unusual delays or problems.



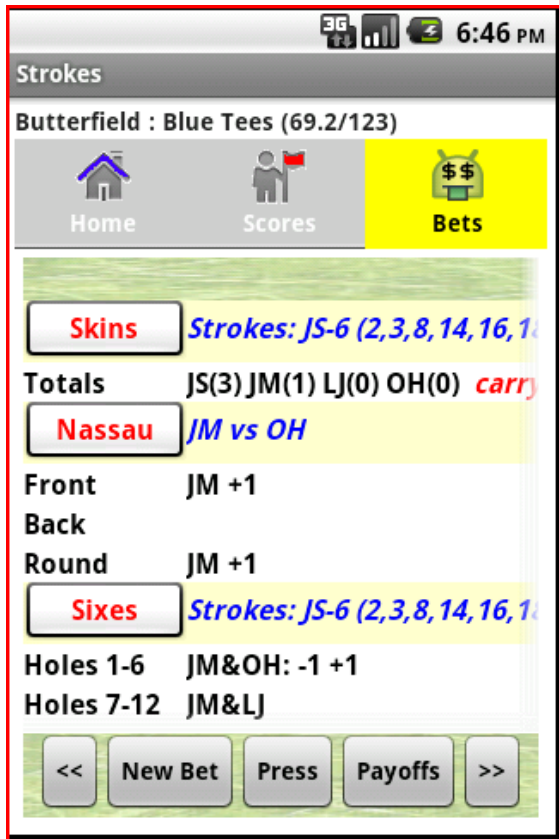
# Screenshots



**Scorecard:** This is the view of the Scores tab during a round. Pars or better are shown in blue. The screen can be scrolled left and right. Press the Scores button to enter scores for the next hole.



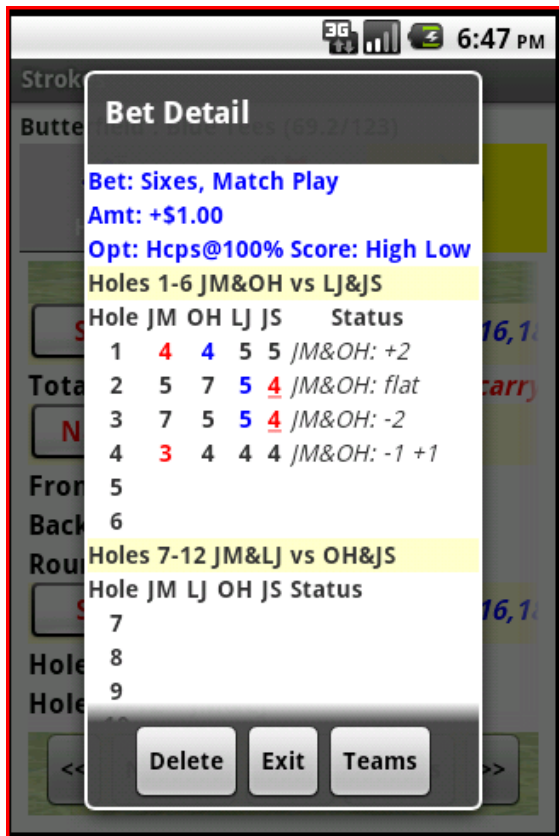
**Enter Scores:** Scores are easy and fast to enter using the shortcut buttons. If you get a hole in one, too bad, you'll have to use the keyboard.



**Bets Tab:** The Bets tab shows the current status of each bet. Scroll up or down and side to side for additional bets or information. Press the button for any bet to see a hole by hole breakdown.

If a player is receiving handicap strokes, they are also detailed here. (Player JS is getting 6 strokes on the Skins and Sixes bets). If a player is getting more than 6 strokes on a bet, the individual holes are not detailed and shown as (...).

For a Skins bet the current number of skins being carried is shown.



**Bet Detail:** Bet Detail shows bet options and a hole by hole breakdown. The red scores indicate a winning (Best Ball) score for that player on that hole. Since this is a team bet using Hi-Low scoring the blue scores indicate a Hi-Ball winner (match play only).

The underlined scores for player JS on holes 2 and 3 indicate he received a handicap stroke on these holes.

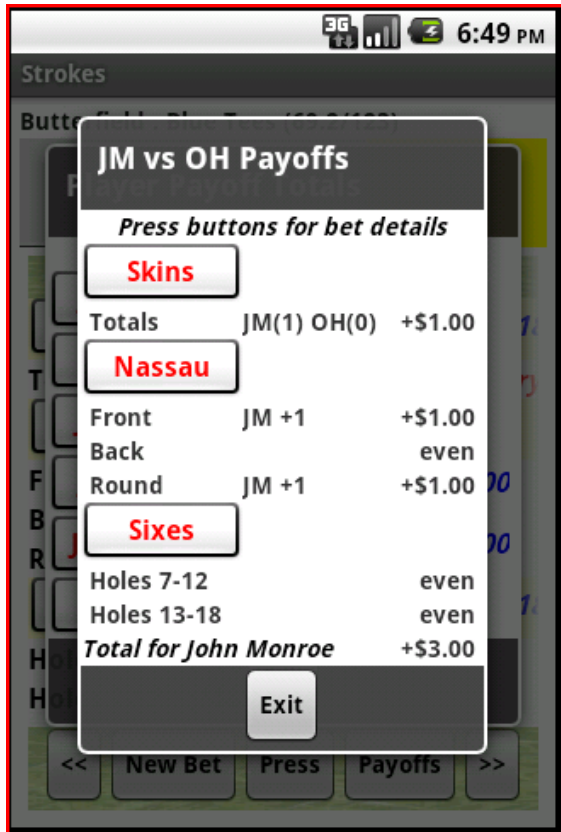
The status on hole 4 indicates a press started at this hole.

The delete button allows you to delete this bet from the round.

Since this happens to be a "Sixes" bet, the Teams button will allow you to re-order the teams.



**Payoffs:** Player Payoffs show the total damage for each player. Press the individual match up buttons for per bet detail.



**Payoff Details:** Detail view for player JM vs. player OH. Pressing the individual bet buttons drills down to the bet detail screen shown above.